

# GMR INSTITUTE OF TECHNOLOGY

BALANCE SHEET AS AT 31ST MARCH, 2017

(Amount in Rupees)

Particulars	Note No.	Amount	
		As at 31st March, 2017	As at 31st March, 2016
<b>I EQUITY AND LIABILITIES</b>			
<b>1) Corpus Fund</b>			
(a) Corpus fund	1	-	-
(b) Reserves & Surplus	2	₹ (10,588,141)	₹ (17,084,034)
<b>2) Non-current Liabilities</b>			
(a) Long term borrowings	3	₹ 34,821,019	₹ 48,749,591
(b) Other Long term liabilities	4	₹ 22,956,685	₹ 23,444,599
(c) Long Term Provisions	5	₹ 26,036,198	₹ 26,171,683
<b>3) Current Liabilities</b>			
(a) Short term borrowings	6	₹ 13,928,572	₹ 13,928,572
(b) Other current liabilities	7	₹ 139,772,086	₹ 127,025,956
(c) Short term provisions	8	₹ 7,851,266	₹ 1,527,321
<b>Total</b>		<b>234,777,685</b>	<b>223,763,688</b>
<b>II ASSETS</b>			
<b>Non-current assets</b>			
<b>1) (a) Fixed assets</b>	9		
(i) Tangible assets		₹ 161,209,383	₹ 142,661,658
(ii) Intangible assets		₹ 1,145,312	₹ 441,418
(iii) Capital work-in-progress		₹ 142,572	-
(b) Long-term loans and advances	10	-	₹ 114,958
(c) Other non-current assets	11	₹ 2,423,484	₹ 1,928,863
<b>2) Current assets</b>			
(a) Inventories	12	₹ 1,157,611	₹ 1,893,088
(b) Cash and Bank balances	13	₹ 9,579,755	₹ 9,167,454
(c) Short-term loans and advances	14	-	-
(d) Other Current assets	15	₹ 59,119,567	₹ 67,556,250
<b>Total</b>		<b>234,777,685</b>	<b>223,763,688</b>




For B.V. RAO & CO .LLP  
Chartered Accountants  
Regn. No. (F.R.N.) 003118S/S200049

(A.V. SUBRAHMANYAM)  
Partner  
(M.No. 210724)

**Dr. CLVRSV. Prasad**  
PRINCIPAL  
GMR Institute of Technology  
GMR Nagar Rajam 532127 AP

Page 1 of 16



# GMR INSTITUTE OF TECHNOLOGY

## STATEMENT OF INCOME & EXPENDITURE FOR THE YEAR ENDED 31st MARCH, 2017 (Amount in Rupees)

Particulars		Note No.	Amount	
			As at 31st March, 2017	As at 31st March, 2016
I	Revenue from operations (gross)	16	✓ 314,941,761	✓ 284,956,913
II	Other Income	17	✓ 13,046,041	✓ 11,714,520
III	<b>Total Revenue (I + II)</b>		<b>✓ 327,987,802</b>	<b>✓ 296,671,433</b>
IV	<b>Expenses</b>			
	Employee benefits expenses	18	✓ 206,923,230	✓ 192,877,270
	Finance costs	19	✓ 11,234,769	✓ 8,686,185
	Depreciation and amortization expenses		✓ 22,134,286	✓ 23,784,825
	Other expenses	20	✓ 81,110,007	✓ 68,787,534
	<b>Total Expenses (IV)</b>		<b>✓ 321,402,292</b>	<b>✓ 294,135,814</b>
V	<b>Profit before exceptional items and tax (III-IV)</b>		<b>✓ 6,585,510</b>	<b>✓ 2,535,619</b>
VI	Exceptional items			
	Prior Period Expenses		✓ 89,617	✓ 1,636,000
	<b>Profit/(Loss) for the year - (V-VI)</b>		<b>✓ 6,495,893</b>	<b>✓ 899,619</b>




For B.V. RAO & CO LLP  
Chartered Accountants  
Regn. No. (F.R.N.) 003118S/S200049

(A.V. SUBRAHMANYAM)  
Partner  
(M.No. 210724)

**GMR INSTITUTE OF TECHNOLOGY**  
**NOTES TO THE FINANCIAL STATEMENTS**

(Amount in Rupees)

Particulars	Amount	
	March 31,2017	March 31,2016
<b>Note 1 - Corpus Fund</b>		
Opening balance	-	-
Add: Additions	-	-
Less: Transfer from Income & Expenditure Account	-	-
<b>Closing Balance</b>	-	-
<b>Note 2 - Reserves &amp; Surplus</b>		
<b>Income over expenditure</b>		
Opening balance	₹ (17,084,034)	₹ (17,983,653)
Less: Adjustment of depreciation as per schedule-II Companies Act, 2013	-	-
Add/(Less): Net Income/(Net loss) for the year	₹ 6,495,893	₹ 899,619
<b>Closing Balance</b>	<b>(10,588,141)</b>	<b>(17,084,034)</b>
<b>Note 3 - Long Term Borrowings</b>		
<b>Secured</b>		
a) Term loans (Refer note no.20)		
From Banks	₹ 34,821,019	₹ 48,749,591
(Secured by First charge by way of Equitable Mortgage of Land with all super structures and all other movable and Immovable Fixed Assets of all the Educational and Health care Institutions)		
<b>Sub Total</b>	<b>34,821,019</b>	<b>48,749,591</b>
<b>Unsecured</b>		
b) Other Loans		
Grandhi Enterprises (P) Ltd	-	-
<b>Sub Total</b>	-	-
<b>Grand Total Note - 3</b>	<b>34,821,019</b>	<b>48,749,591</b>
<b>Note 4 - Other Long Term Liabilities</b>		
Caution Deposit	₹ 22,956,685	₹ 23,444,599
Books Deposit	-	-
Capital Grants	-	-
Security Deposit received from vendors	-	-
<b>Total</b>	<b>22,956,685</b>	<b>23,444,599</b>
<b>Note 5 - Long Term Provisions</b>		
Provisions for Employee Benefits	₹ 26,036,198	₹ 26,171,683
<b>Total</b>	<b>26,036,198</b>	<b>26,171,683</b>
<b>Note 6 - Short Term Borrowings</b>		
(1) Repayment of secured loans with in one year	₹ 13,928,572	₹ 13,928,572
<b>Total</b>	<b>13,928,572</b>	<b>13,928,572</b>
<b>Note 7 - Other Current Liabilities</b>		
(a) Interest accrued and due on borrowings	-	-
(b) Statutory dues	₹ 3,485,907	₹ 2,242,920
(c) Grants	₹ 5,215,586	₹ 6,893,532
(d) Other Creditors (Refer note no.21 (ii))	53,274,642	52,053,712
(e) Security Deposit received from vendors (Refer note no.21 (ii))	₹ 1,128,100	₹ 994,681
(f) Other payables	-	-
(g) Advances/Deposits received from students	₹ 76,667,850	₹ 64,841,111
<b>Total</b>	<b>139,772,086</b>	<b>127,025,956</b>



**GMR INSTITUTE OF TECHNOLOGY**  
**NOTES TO THE FINANCIAL STATEMENTS**


(Amount in Rupees)

Particulars	Amount	
<b>Note 8 - Short Term Provisions</b>		
(a) Outstanding Expenses	6,481,071	703,892
(b) Bonus Payable		
(c) LTA		
(d) LIC Premium	316,225	296,830
(e) Medical Reimbursement		
(f) Medical Insurance		
(g) LEAVE ENCASHMENT	972,667	-
(h) GRATUITY FUND	-	453,513
(I) Salaries Payable	81,303	73,086
(j) Fuel Reimbursement		
<b>Total</b>	<b>7,851,266</b>	<b>1,527,321</b>
<b>Note 10 - Long Term Loans and Advances</b>		
Advance for Capital Goods	-	114,958
Mobilisation Advance	-	-
Education Loans		
Loans to Others		
<b>Total</b>	<b>-</b>	<b>114,958</b>
<b>Note 11 - Other Non Current Assets</b>		
Interest accrued on Deposits	1,113,439	1,083,033
Advance for Expenses (Refer note no.21 (ii))	848,911	462,130
Deposits with Govt.	152,134	99,700
Deposits with others	309,000	284,000
Loans & Advances (Refer note no.21 (ii))	-	-
<b>Total</b>	<b>2,423,484</b>	<b>1,928,863</b>
<b>Note 12 - Inventories</b>		
(a) Stores and spares	1,157,611	1,893,088
<b>Total</b>	<b>1,157,611</b>	<b>1,893,088</b>
<b>Note 13 - Cash and Bank balances</b>		
(i) Cash and cash equivalents		
(a) Balances with banks in current & savings Bank	6,854,235	2,714,259
(b) Balances with banks in FDR's (Refer note no.21 (i))	2,681,122	6,319,307
(c) Cash on hand	44,398	133,888
<b>Sub Total</b>	<b>9,579,755</b>	<b>9,167,454</b>
<b>Note 14 - Short Term Loans and Advances</b>		
Advance for Expenses	-	-
<b>Total</b>	<b>-</b>	<b>-</b>
<b>Note 15 - Other Current Assets</b>		
(a) Loans & Advances (Refer note no.21 (ii))	929,417	697,555
(b) Advance for Expenses (Refer note no.21 (ii))	-	-
(c) Receivables	53,935,772	61,602,551
(d) Prepaid Expenses	4,254,378	5,256,144
<b>Total</b>	<b>59,119,567</b>	<b>67,556,250</b>
<b>Note 16 - Revenue from Operations (Gross)</b>		
(a) Sale of services		
(i) College Fee collections	314,941,761	284,956,913
(ii) Hostel Fee collections	-	-
(iii) Hospital Income	-	-
<b>Total</b>	<b>314,941,761</b>	<b>284,956,913</b>
<b>Note 17 - Other Income</b>		
(i) Interest Income	667,729	1,559,802
(ii) Net surplus on disposal of assets	-	25,624
(iii) Other non-operating income	12,378,311	10,129,094
<b>Total</b>	<b>13,046,041</b>	<b>11,714,520</b>

**GMR INSTITUTE OF TECHNOLOGY**  
**NOTES TO THE FINANCIAL STATEMENTS**

(Amount in Rupees)

Particulars	Amount	
<b>Note 18 - Employee benefits expenses</b>		
Salaries, Wages, Bonus etc.,	187,145,322	176,994,928
Contributions to provident and other funds	17,834,637	14,426,757
Staff welfare expenses	1,943,272	1,455,586
<b>Total</b>	<b>206,923,230</b>	<b>192,877,270</b>
<b>Note 19 - Finance costs</b>		
Interest Expenses	11,234,769	8,686,185
<b>Total</b>	<b>11,234,769</b>	<b>8,686,185</b>
<b>Note 20 - Other Expenses</b>		
Student Welfare Expenses	5,535,392	6,605,406
Payments to Universities	2,310,095	1,402,183
Communication Expenses	5,106,570	5,115,295
Travelling & Conveyance	1,426,517	1,229,988
Suvidha & Crematorium Maintenance	-	-
Other Administrative Expenses	9,255,301	8,568,001
Insurance Charges	239,591	190,806
Professional Fee & Expenses	3,553,018	1,513,154
Repairs and maintenance others	24,696,667	20,415,295
Hospital Maintenance	-	-
Rates & Taxes	480,500	629,428
Advertisement charges	2,525,642	1,618,629
Printing & Stationery	988,178	1,115,510
Security Charges	4,872,704	4,235,877
Training & Placement Expenses	4,214,591	1,494,402
Electrical Charges	9,352,991	7,827,320
Hostel Maintenance	-	-
Donations & Charities	6,552,250	6,826,240
Abandonment of Loss on Business School		
<b>Total</b>	<b>81,110,007</b>	<b>68,787,534</b>
19.1 Details of payments to auditors (included in Legal and Professional charges)		
(a) Audit fees		
(b) for management services		
(c) for other services		
(d) for reimbursement of expenses		
<b>Total</b>		



Particulars	Gross Block					Depreciation/Amortisation							Net Block	
	Balance as at 31st March, 2016	Additions	Disposals	Adjustment	Balance as at 31st March, 2017	Upto 31st March, 2016	Transfer of Assets	For the year	Adjustment of Depreciation as per schedule-II, Companies Act 2013	Disposals	Adjustment	Upto 31st March, 2016	Balance as at 31st March, 2017	Balance as at 31st March, 2016
<b>(i) Tangible Assets</b>														
Freehold Land	-	-	-	-	-	-	-	-	-	-	-	-	-	-
Buildings-On Free Hold Land	169,445,206	21,127,004	776,398	-	189,795,813	68,188,151	-	5,392,133	-	483,737	-	73,096,546	116,699,266	101,257,056
Buildings- On Lease Hold Land	-	-	-	-	-	-	-	-	-	-	-	-	-	-
Lab Equipment	105,780,077	2,069,860	26,641,318	-	81,208,618	97,383,434	-	3,331,396	-	26,636,319	-	74,078,511	7,130,108	8,396,643
Office Equipment	18,003,691	2,183,056	2,253,724	-	17,933,023	13,919,122	-	1,945,123	-	2,250,444	-	13,613,801	4,319,222	4,084,569
Electrical Equipment	17,948,794	5,009,470	1,006,338	-	21,951,925	9,616,119	-	1,795,226	-	44,251	-	11,367,093	10,584,832	8,332,675
Computer Equipment	35,880,953	11,901,609	7,996,688	487,670	40,273,543	23,593,780	-	6,779,561	-	2,679,133	(715,646)	28,409,854	11,863,689	12,287,173
Furniture and Fixtures	39,682,655	3,817,200	3,392,816	-	40,107,040	31,516,252	-	2,030,604	-	3,188,547	-	30,358,309	9,748,731	8,166,403
Library Books	3,971,531	896,228	158,058	-	4,709,701	3,971,477	-	738,158	-	-	-	4,709,635	66	54
Vehicles	1,454,555	788,990	625,458	-	1,618,087	1,317,470	-	62,604	-	625,455	-	754,618	863,469	137,086
<b>Total</b>	<b>392,167,462</b>	<b>47,793,417</b>	<b>42,850,797</b>		<b>397,597,751</b>	<b>249,505,804</b>	-	<b>22,074,806</b>	-	<b>35,907,887</b>	<b>(715,646)</b>	<b>236,388,368</b>	<b>161,209,383</b>	<b>142,661,658</b>
<b>(ii) Intangible Assets</b>														
Computer Software	8,033,143	535,399	-	(487,670)	8,080,872	7,591,725	-	59,480	-	-	715,646	6,935,559	1,145,312	441,418
<b>Total</b>	<b>8,033,143</b>	<b>535,399</b>	-		<b>8,080,872</b>	<b>7,591,725</b>	-	<b>59,480</b>	-	-	<b>715,646</b>	<b>6,935,559</b>	<b>1,145,312</b>	<b>441,418</b>
<b>(iii) Capital work in Progress</b>														
Capital work in Progress	-	142,572	-	-	142,572	-	-	-	-	-	-	-	142,572	-
<b>Total</b>	-	<b>142,572</b>	-		<b>142,572</b>	-	-	-	-	-	-	-	<b>142,572</b>	-
<b>Grand Total</b>	<b>400,200,605</b>	<b>48,471,387</b>	<b>42,850,797</b>		<b>405,821,195</b>	<b>257,097,529</b>	-	<b>22,134,286</b>	-	<b>35,907,887</b>	-	<b>243,323,927</b>	<b>162,497,267</b>	<b>143,103,076</b>



**GMR INSTITUTE OF TECHNOLOGY**  
**GROUPINGS FORMING PART OF BALANCE SHEET**

(Amount in Rupees)

	Particulars	Amount	
		March 31,2017	March 31,2016
Note 1	<b>CORPUS FUND</b> ADD: ADDITIONS Less: Transfer from Income & Expenditure Account	-	-
	<b>Total</b>	-	-
Note 2	<b>RESERVES &amp; SURPLUS</b> <b>INCOME OVER EXPENDITURE</b> Up to 31-03-2015 Adjustment of depreciation as per schedule-II Companies Act,2013 Add: For the Year 2015-16	(17,084,034) - 6,495,893	(17,983,653) - 899,619
	<b>Total</b>	<b>(10,588,141)</b>	<b>(17,084,034)</b>
Note 3	<b>SECURED LOANS</b> ANDHRA BANK TERM LOAN WORKING CAPITAL	34,821,019	48,749,591
	<b>Total</b>	<b>34,821,019</b>	<b>48,749,591</b>
Note 3	<b>UNSECURED LOANS</b> Dhurvi Securities P Ltd Grandhi Enterprises (P) Ltd	- -	- -
	<b>Total</b>	-	-
	<b>Grand Total Note 3</b>	<b>34,821,019</b>	<b>48,749,591</b>
Note 3	<b>Note 4 - Other Long Term Liabilities</b> Caution Deposit Books Deposit Capital Grants	22,956,685 - -	23,444,599 - -
	<b>Total</b>	<b>22,956,685</b>	<b>23,444,599</b>
	<b>LONG TERM PROVISIONS</b> <b>PROVISIONS FOR EMPLOYEE BENEFITS:-</b> LEAVE ENCASHMENT GRATUITY FUND	13,151,433 12,884,765	11,232,300 14,939,383
	<b>TOTAL</b>	<b>26,036,198</b>	<b>26,171,683</b>
Note 6	<b>Interest accrued and due on borrowings</b> Interest accrued and due on borrowings	-	-
	<b>TOTAL</b>	-	-
Note 6	<b>STATUTORY DUES</b> PROFESSION TAX WORKS TAX TDS PAYABLE ESI PAYABLE SERVICE TAX INPUT/OUTPUTVAT MEDICAL INSURANCE PREMIUM PROVIDENT FUND PAYABLE	51,650 435,405 1,353,241 57,661 408,066 156,414 1,023,471	49,400 2,454 1,133,779 40,780 20,260 - 996,247
	<b>Total</b>	<b>3,485,907</b>	<b>2,242,920</b>
Note 6	<b>GRANTS</b> UGC X PLAN CAPITAL GRANTS UGC NET WORK RESOURCE GRANT (CAPITAL) CSR CAPITAL GRANTS CSR REVENUE GRANTS	- 5,215,586	- 6,893,532
	<b>Total</b>	<b>5,215,586</b>	<b>6,893,532</b>




**GMR INSTITUTE OF TECHNOLOGY**  
**GROUPINGS FORMING PART OF BALANCE SHEET**

(Amount in Rupees)

	Particulars	Amount	
		March 31,2017	March 31,2016
	<b>OTHER CREDITORS :-</b>		
	GMRVF	34,820,503	45,837,546
	A.R.STORES	1,181	600
	A.S.ENTERPRISES	24,359	756
	AIMIL LTD.,	-	
	ABHIJITH ENTERPRISES	14,850	35,255
	B.K.JAVAR'S	28,834	-
	AYYAPPA BOOKS & GENE	150	150
	B RAMADEVI	5,400	4,500
	B. TRINADHA RAO		70,700
	BEES SOFTWARE SOLUTI	(150)	
	B2U AUTOMATION	19,688	-
	BOOKIONICS	41,390	65,074
	BHAVANI SAIRAM WELDI	16,361	
	CH.JAGAN	86,399	-
	CLASSIC INTERIORS	281,250	63,331
	COASTAL ENTERPRISES		5,408
	COMPETITION REVIEW P		44,100
	CHAKRI INDUSTRIES	292,599	
	CHANDRA ELECTRICALS	228,185	
	CHINTALAPATI ENTERPR	10,395	
	DHANUNJAYA ARTS		26,950
	DIVYA ASSOCIATES		179,437
	DOT VISION PRINT		67,502
	EMPOWER TRUST		9,450
	FIRSTEP EDUCATION		38,177
	FOOTPRINTS COLLATERA	6,572	11,870
	GANESH KARTHIKEYA TRAVELS	30,877	4,130
	GMR CARE HOSPITAL	10,379	26,772
	GMRVF STAFF RECREATION	276,167	195,033
	GMR UTTAR PRADESH EN	339,842	
	Gothisons Enterprises		2,250
	HIRAWATS FASHIONS PV	9,475	
	HOTEL HAMPI INTERNATIONAL PVT LTD	42,430	42,430
	HP INDIA SALES PRIVA	472,500	
	HYCHEM LABORATORIES		9,925
	HULIKKAL ELECTRO (IN	374,370	
	INFOPLUS TECHNOLOGIE	502	
	INDUPURI LAKSHMI	74,986	
	INSTAVERITAS INDIA P	18,888	
	INTEGRATED SERVICES	-	
	JAIN ELECTRICALS	2,447	3,289
	JYOTI AUDIO VISUAL P	(3,000)	
	J P GAS WORKS	(2,242)	
	K. GANESH	38,610	79,200
	K. NARASINGA RAO	68,163	63,877
	K.RAMESH	(7,679)	8,530
	KONE ELEVATOR INDIA	104,495	
	KALPANA GARDENS	276,363	64,931
	LAPTOP DEPOSIT	16,596	
	L.B.R.TRAVELS	97,485	117,981
	L.DALI NAIDU (CONTRACTOR)	119,119	-
	LOTUS ENTERPRISES		33,746
	LIBSYS LIMITED		163,348
	MACRICH IT SOLUTIONS		373,316
	MAGNUS SALES CORPORATION	3,465	6,814
	MEGA TECH POWER SYSTEM	413,486	13,535
	MICROCARE COMPUTERS	68,472	27,624
	MYTRI STAR ENTERPRIS	64,093	
	NAIDU CABLE NET WORK	10,197	10,197
	NAIDU LIGHTINGS	120,780	64,350
	NATIONAL SERVICE SCHEME	(27,131)	17,891
	NESTED CARE		26,695
	NEW BUSINESS UNLIMIT		12,539

Note 6



**GMR INSTITUTE OF TECHNOLOGY**  
**GROUPINGS FORMING PART OF BALANCE SHEET**

(Amount in Rupees)


	Particulars	Amount	
		March 31,2017	March 31,2016
	NEW VEGUJUKKA OFFSET PRINTERS		588
	NOMAD INDIA NETWORK	124,750	
	N VIJAYA LAKSHMI	27,000	
	OMEGA PERIPHERALS	105,465	44,275
	ONE TIME VENDOR	46,484	-
	OPTOCHEM INTERNATIONAL	1,549	
	PREM ASSOCIATES ADVE		113,429
	PROFESSIONAL COURIERS	2,994	5,215
	PROMPT PEST CONTROL	15,525	
	R.K. TEXTILES		248,393
	RAMA DEVI CONSTRUCTI	449,727	
	RAVI BAKERY & SWEETS	7,160	103,126
	RAVVA SRINIVASA RAO	65,955	62,329
	RAJ PAL DAHIYA	180,000	
	RAXA SECURITY SERVICES	178,468	162,778
	RAYMINOUS POWER SOLU	66,066	11,404
	RF-EMPLOYEE	71,498	154,811
	RUCHI FOODS	98,013	169,976
	SS DIGITALS	5,800	
	S. AMRUTHA	74,816	69,653
	S. AMULYA	74,816	69,653
	S.MOHAN	15,097	
	S. SANYASI RAO	156,384	63,877
	S. RAJESH	6,300	
	SANDEEP ENTERPRISES		250
	SAIRAM INFRA PROJECT	8,179,736	
	SIRI ENTERPRISES		4,020
	SIRI VENNELA OFFSET PRINTERS	31,698	52,840
	SREE SATYA REFREGERATION	19,367	-
	SREE SATYA REFREGERATION	4,270	118,364
	SRI DURGA BHAVANI FA	16,560	
	SRI G.C.S.R.M.E.I.STAFF CO-OP CREDIT SOCIETY LTD	1,270,867	1,189,156
	SRI ANAND KALKI RE-W	12,600	
	SRI M TRADE CENTER	11,988	1,271
	SRI SAI ANANTHA LAKSHMI ENTERPRISES		1,068
	SRI SAI FUEL STATION	18,734	17,061
	SRI SAI KRISHNA ENTE	6,400	1,220
	SRI SAI SUDHA TRAVELS	8,404	9,476
	SRI SATYA SAI PRINTERS	439	16,308
	SRI SIDDHI INSTRUMEN		1,077
	SRI SUNDEEP ELECTRIC	2,374	
	SRINIVASA SALES & SERVICES		8,643
	STALE CHEQUES	31,472	-
	STAFF JOINT A/C DEPOSIT AMOUNT	633,132	
	STAR SPORTS	15,390	
	SND LIGHTINGS	29,195	
	SUMIT ELECTRONICS	415	415
	SUN SEAS TECH	17,743	365,750
	SUNRAY RESORTS PRIVA		11,428
	SURANA SANITATIONS		7,893
	TATA COMMUNICATIONS	687,891	756,492
	TEAM CATERING SERVIC	98,027	
	TECHSER POWER SOLUTI	16,100	
	THE DECOGRAPH INTERI	518,797	
	TOWERS WATSON INDIA	17,802	
	TRAVEL IQ	79,730	217,888
	UPPALA STEELS		-
	VAIBHAV PLYWOOD & HA	485,585	7,030
	VAMSI ENTERPRISES		750
	VARUN LIGHTING	26,277	
	VIPIN GUPTA	144,900	
	VIKHRANT SECURITY SERVICES	179,111	152,097
	VIZAG AUDIO VISUALS	43,672	4,500
	<b>Total</b>	<b>53,274,642</b>	<b>52,053,712</b>



**GMR INSTITUTE OF TECHNOLOGY**  
**GROUPINGS FORMING PART OF BALANCE SHEET**

(Amount in Rupees)



	Particulars	Amount	
		March 31,2017	March 31,2016
	<b>CREDITORS FOR SECURITY DEPOSIT:-</b>		
	ALLIED ALUMINIUMS	31,130	31,130
	ANILKUMAR MATTA	36,656	
	B LAKSHMANA RAO		22,000
	BABJI PRASAD CHAPA	41,445	
	BORRA SANTOSH KUMAR	12,834	12,834
	CLASSIC INTERIORS	13,244	
	CHAPPA HEMANTH KUMAR	76,818	76,818
	CH. JAGAN	1,889	
	D.Y Vara Prasad	45,309	133,802
	K. RAMESH	10,551	10,551
	LAPTOP DEPOSIT		16,596
	LOHITHA WATERPROOFIN	3,439	3,439
	M UDAY KIRAN		6,456
	MATTA ANIL KUMAR		36,656
	PRASANTH KUMAR.A	8,141	8,141
	RAMA DEVI CONSTRUCTI	23,962	
	S.PRAVEEN KUMAR	6,164	6,164
	Snehalatha B	29,166	29,166
	SRI ANAND KALKI RE-W	1,400	
	SAIRAM INFRA PROJECT	758,886	
	STAFF JOINT A/C DEPOSIT AMOUNT		600,928
	VAIBHAV PLYWOOD & HA	27,066	
	<b>TOTAL</b>	<b>1,128,100</b>	<b>994,681</b>
Not e 6	<b>Repayment of secured loans with in one year</b>		
	ANDHRA BANK TERM LOAN	13,928,572	13,928,572
	WORKING CAPITAL		
	<b>TOTAL</b>	<b>13,928,572</b>	<b>13,928,572</b>
	<b>Other payables</b>		
	Interest on Term loan payable to Andhra Bank	-	-
	Loan against FDR's	-	-
	<b>TOTAL</b>	<b>-</b>	<b>-</b>
Note 6	<b>ADVANCES/DEPOSITS FROM STUDENTS:-</b>		
	CATERING DEPOSIT		
	CAUTION DEPOSIT	8,857,143	8,513,318
	ESTABLISHMENT CHARGES (ADVANCE)		
	DEFERRED REVENUE	54,522,552	47,856,513
	BOOKS DEPOSIT		
	JNTU INFRASTRUCTURE FEE	11,395,425	6,913,900
	EXAMINATION FEE	600,000	500,000
	ALUMNI ASSO FEE	1,075,230	873,380
	SCHOLARSHIPS	217,500	184,000
	<b>TOTAL</b>	<b>76,667,850</b>	<b>64,841,111</b>
Note 7	<b>SHORT TERM PROVISIONS</b>		
	OUTSTANDING EXPENSES	6,481,071	703,892
	LIC PREMIUM PAYABLE	316,225	296,830
	LEAVE ENCASHMENT	972,667	-
	GRATUITY FUND		453,513
	SALARIES PAYABLE	81,303	73,086
	<b>TOTAL</b>	<b>7,851,266</b>	<b>1,527,321</b>



**GMR INSTITUTE OF TECHNOLOGY**  
**GROUPINGS FORMING PART OF BALANCE SHEET**

(Amount in Rupees)


	Particulars	Amount	
		March 31,2017	March 31,2016
Note 9	<b>A) ADVANCES FOR CAPITAL GOODS</b>		
	VOLTAS LIMITED	-	86,333
	UNIQUE AUTOMATION SY	-	28,625
	<b>Total (A)</b>	-	<b>114,958</b>
	<b>B) MOBILISATION ADVANCE</b>		
Note 10	SAI RAM CONSTRUCTIONS		
	<b>Total (B)</b>	-	-
	<b>Total (A+B)</b>	-	<b>114,958</b>
Note 10	<b>INTEREST ACRUED ON DEPOSITS:-</b>		
	ANDHRA BANK	1,113,439	1,083,033
	<b>Total</b>	<b>1,113,439</b>	<b>1,083,033</b>
Note 10	<b>ADVANCE FOR EXPENSES</b>		
	HYCHEM LABORATORIES		19,765
	MTAB ENGINEERS PVT.		15,458
	INDLAB EQUIPMENT PR	303,511	-
	VI MICRO SYSTEM PVT	163,072	-
	TATA CONSULTANCY SERVICES		47,427
	J P GAS WORKS	113,201	-
	NOMAD INDIA NETWORK	112,275	-
	NECX PRIVATE LIMITED		97,760
	PEOPLES SKILLS INDIA		247,520
	TIMES INTERNET LIMIT	-	34,200
	VIKHRANT SECURITY SERVICES	80,000	
	KALPANA GARDENS	50,000	
	RICOH INDIA LTD	26,852	
	<b>Total</b>	<b>848,911</b>	<b>462,130</b>
Note 10	<b>DEPOSITS WITH GOVERNMENT:-</b>		
	APSEB DEPOSIT		
	TELEPHONE DEPOSIT	9,500	9,500
	INTERNET DEPOSIT	20,000	20,000
	INCOME TAX REFUNDABLE (TDS)	122,634	70,200
Note 10	<b>Total</b>	<b>152,134</b>	<b>99,700</b>
	<b>DEPOSITS WITH OTHERS:-</b>		
	Deposit Others	300,000	275,000
	RENT DEPOSIT	9,000	9,000
	<b>Total</b>	<b>309,000</b>	<b>284,000</b>
Note 10	<b>LOANS &amp; ADVANCES</b>		
	EDUCATIONAL LOANS		
	(-) PROVISION CREATION (BAD & DOUBTFUL ADVANCES-PROV)		
	LOANS TO OTHERS		
Note 11	<b>Total</b>	-	-
	<b>INVENTORIES</b>		
	STORES & SPARE	1,131,534	1,465,829
	INVENTORIES-MEDICINES		
	SCHEME BOOKS (LIBRARY)		
Note 11	STUDENTS UNIFORM	26,077	427,259
	<b>Total</b>	<b>1,157,611</b>	<b>1,893,088</b>



**GMR INSTITUTE OF TECHNOLOGY**  
**GROUPINGS FORMING PART OF BALANCE SHEET**

(Amount in Rupees)

	Particulars	Amount	
		March 31,2017	March 31,2016
Note 12	<b>BALANCES IN C/A WITH SCHEDULED BANKS</b>		
	ANDHRA BANK, GMRNAGAR BR. SB A/C. NO. 5431	3,437,763	452,960
	STATE BANK OF INDIA, Rajam C/A No. 156	173,340	141,565
	ANDHRA BANK -SCHOLARSHIPS C/A 896	146,754	147,131
	ANDHRA BANK-0168	1,704,460	208,049
	ANDHRA BANK - PG COURSES-897	4,167	4,791
	ANDHRA BANK, RAJAM SB A/C No.4418	760,439	583,404
	ANDHRA BANK, GMRNAGAR BR. SB A/C. NO. 6667	86,065	601,012
	ANDHRA BANK, GMRNAGAR BR. SB A/C. NO. 6649	471,855	530,965
	ANDHRA BANK, GMRNAGAR BR. SB A/C. NO. 0007	33,574	32,580
	HDFC BANK, RAJAM SB A/C. NO.9043	28,648	4,544
	ICICI, SRIKAKULAM SB A/C NO.0074	5,728	5,671
Note 12	ANDHRA BANK, RAJAM SB A/C No.4427	1,445	1,589
	ANDHRA BANK-6676	-	-
	<b>Total</b>	<b>6,854,235</b>	<b>2,714,259</b>
	<b>BALANCES IN FDR's WITH SCHEDULED BANKS:-</b>		
	ANDHRA BANK	2,681,122	6,319,307
	ING-VYSYA BANK	-	-
	STATE BANK OF INDIA	-	-
	CENTRAL BANK	-	-
	<b>Total</b>	<b>2,681,122</b>	<b>6,319,307</b>
	<b>Cash on hand</b>		
	Cash on hand	44,398	133,888
	<b>Total</b>	<b>44,398</b>	<b>133,888</b>
Note 14	<b>Note 13 - Short Term Loans and Advances</b>		
	NIRED		
	<b>Total</b>	<b>-</b>	<b>-</b>
	<b>LOANS &amp; ADVANCES</b>		
	SALARY ADVANCES	491,843	209,505
	LOANS TO EMPLOYEES	437,574	488,050
	<b>Total</b>	<b>929,417</b>	<b>697,555</b>
	<b>ADVANCE FOR EXPENSES</b>		
	GMR ENERGY LTD	-	-
	GMR KAMALANGA ENERGY	-	-
	<b>Total</b>	<b>-</b>	<b>-</b>
Note 14	<b>RECEIVABLES</b>		
	FEE	53,851,347	61,561,920
	RECEVABLES RENT	84,425	40,631
	<b>Total</b>	<b>53,935,772</b>	<b>61,602,551</b>
	<b>PREPAID EXPENSES:-</b>		
	PREPAID AMC CHARGES	85,093	84,304
	PREPAID AFFILIATION FEE	-	-
	PREPAID INTERNET EXPENSES	1,109,989	71,494
	PREPAID OTHERS	1,900,288	3,988,802
	PREPAID INSURANCE	1,159,008	1,111,544
	<b>Total</b>	<b>4,254,378</b>	<b>5,256,144</b>
	<b>Capital Works in Progress</b>		
	Football court lighting	-	-
	<b>Total</b>	<b>-</b>	<b>-</b>




# GROUPINGS FORMING PART OF INCOME & EXPENDITURE

(Amount in Rupees)


	Particulars	Amount	
		March 31,2017	March 31,2016
Note 15	<b>FEE COLLECTIONS:</b>		
	Tuition Fee	314,941,761	284,956,913
	Hostel Fee		
	<b>Total</b>	<b>314,941,761</b>	<b>284,956,913</b>
Note 15	<b>Hospital Income</b>		
	Bed Charges		
	<b>Total</b>	<b>-</b>	<b>-</b>
	<b>Grand Total - Note 15</b>	<b>314,941,761</b>	<b>284,956,913</b>
Note 16	<b>OTHER INCOME:</b>		
	Horticulture Income	350	-
	Penalties	3,164,325	1,806,052
	Books Rent		
	Gym Fee	82,400	89,600
	Lease Rent		
	Miscellaneous Income	1,551,926	1,788,733
	Extra Seats		
	Bus Fee	6,577,522	5,400,269
	Revenue Grant	-	-
	Rents	-	-
	Sale of Application	-	-
	Donation Received	-	-
	Interest received on other deposits	-	-
	Interest received on IT Refunds	-	8,205
	Insurance Claims Received		
	Rent	136,600	-
	Examination Amount	-	-
	Insurance	-	-
	WRITTEN BCK CRDT BAL	-	-
	Foreign Exchange gain		
	Employee notice period recovered	865,188	1,036,235
	<b>Total</b>	<b>12,378,311</b>	<b>10,129,094</b>
Note 16	<b>Interest on Deposits with Banks</b>		
	Interest on Deposits with Banks/Others	667,729	1,559,802
	<b>Total</b>	<b>667,729</b>	<b>1,559,802</b>
Note 16	<b>Net Surplus on disposal of assets</b>		
	Profit on sale of assets	-	25,624
	<b>Total</b>	<b>-</b>	<b>25,624</b>
	<b>Grand Total - Note 16</b>	<b>13,046,041</b>	<b>11,714,520</b>
Note 17	<b>SALARIES, Wages, Bonus etc.,</b>		
	Salaries	181,932,229	173,811,325
	Salaries Communication Allowances		
	Exgrtia		
	Medical Reimbursement	255,169	292,252
	Leave Travel Allowance	4,957,924	2,891,351
	<b>Total</b>	<b>187,145,322</b>	<b>176,994,928</b>
Note 17	<b>Contributions to provident and other funds</b>		
	Employers Contribution to PF	7,113,127	6,937,767
	ESI	496,689	470,661
	Gratuity	8,381,438	5,077,014
	EDLI	264,478	255,478
	Employers Labour welfare fund		
	Personal Accident Premium		
	Group Mediclaim & Term Insurance	1,578,906	1,685,840
	<b>Total</b>	<b>17,834,637</b>	<b>14,426,757</b>

	Particulars	Amount	
		March 31,2017	March 31,2016
	<b>Staff Welfare Expenses</b>		
	Staff Welfare	1,943,272	1,455,586
	Relocation Expenses		
	<b>Total</b>	<b>1,943,272</b>	<b>1,455,586</b>
	<b>Grand Total - Note 17</b>	<b>206,923,230</b>	<b>192,877,270</b>
Note 18	<b>INTEREST ON TERM LOANS</b>		
	Interest on unsecured loan	5,204,166	976,028
	Interest on Term Loans	6,030,603	7,710,157
	Interest on Working Capital	-	-
	Bank Charges	-	-
	<b>Grand Total - Note 18</b>	<b>11,234,769</b>	<b>8,686,185</b>
Note 19	<b>STUDENTS WELFARE EXPENSES</b>		
	Students Welfare Expenses	1,539,102	2,273,521
	Merit Scholarship		
	Games & Sports	854,427	527,246
	Guest Lecture Charges	261,936	247,913
	Conference & Workshops	183,835	12,007
	Industrial Tour Expenses	75,699	718,321
	College Day Expenses	473,760	463,014
	Parents Meeting Expenses	338,133	306,512
	NCC Expenditure		
	Placement Expenses		
	Journals & Periodicals	1,808,499	2,056,872
	<b>Total</b>	<b>5,535,392</b>	<b>6,605,406</b>
Note 19	<b>PAYMENTS TO UNIVERSITY</b>		
	Affiliation Fee	2,310,095	1,402,183
	Students Affiliation Fee		
	University Development Fee		
	Service Fee		
	Cultural Fee		
	Counselling Fee		
	Inspection Fee		
	IUT Fee		
	Computer Course Fee		
	ICGS Fee		
	Matriculation Fee		
	Recongnation Fee		
	Registration Fee		
	Internet Charges		
	Staff Approval		
	<b>Total</b>	<b>2,310,095</b>	<b>1,402,183</b>
Note 19	<b>COMMUNICATION EXPENSES</b>		
	Postage & Telegrams	118,698	90,759
	Internet Expenses	4,667,623	4,693,112
	Telephone Charges	320,249	331,424
	<b>Total</b>	<b>5,106,570</b>	<b>5,115,295</b>
Note 19	<b>TRAVELLING &amp; CONVEYANCE</b>		
	Conveyance Charges	1,840	7,334
	Travelling Expenses	1,424,677	1,222,654
	<b>Total</b>	<b>1,426,517</b>	<b>1,229,988</b>
Note 19	<b>SUVIDHA &amp; CREMATORIUM MAINTENANCE</b>		
	SUVIDHA MAINTENANCE		
	NEW SUVIDHA CONSTRUCTION AT PATHA MADHIGAVEEDHI		
	CREMATORIUM GROUND		
	<b>Total</b>		



	Particulars	Amount	
		March 31,2017	March 31,2016
Note 19	<b>OTHER ADMINISTRATIVE EXPENSES</b>		
	EXAMINATION EXPENSES	71,522	136,189
	OFFICE EXPENSES	72,436	84,906
	POOJA EXPENSES	13,832	22,517
	BUS HIRE CHARGES	2,887,136	2,458,937
	BOARD MEETING EXPENSES	7,172	8,775
	MANAGERIAL REMUNERATION (SITTING FEE)	8,050	7,998
	TEACHING & NON-TEACHING TRAINING EXPENSES	270,377	795,272
	MEETINGS & SEMINARS	2,829,705	2,754,839
	WRITTEN BACK CREDIT BALANCE (BADDEBTS)		
	AFFILIATION COMMITTEE EXPENSES		
	TRANSIT HOUSE MAINTENANCE	306,229	208,443
	LEASE RENT		
	TRANSPORT CHARGES	275,424	119,581
	GIFTS & COMPLIMENTS		-
	ISO 9001 EXPENSES	42,002	141,067
	BOOKS & PERIODICALS	2,312	
	MISC. EXPENSES	32,907	22,026
	G C Meeting Expenses	558,759	719,763
	GMR FOUNDATION DAY EXPENSES	-	
	Recruitment Expenses	808,866	952,022
	Processing charges on Working Capital	-	-
	Bank Charges	158,107	97,866
	RENT	814,758	37,800
	Interest on delayed payments		
	LOSS ON SALE OF ASSET	95,709	
	BAD & DOUBTFUL ADVANCES - PROVISIONS		
	SMLDAV PUBLIC SCHOOL RUNNING EXPENSES	-	-
	<b>Total</b>	<b>9,255,301</b>	<b>8,568,001</b>
Note 19	<b>Insurance Charges</b>		
	Insurance Charges	239,591	190,806
	<b>Total</b>	<b>239,591</b>	<b>190,806</b>
Note 19	<b>PROFESSIONAL FEE &amp; EXPENSES</b>		
	STATUTORY AUDITOR FEE		
	TECHNICAL CONSULTANCY FEE & EXPENSES	3,138,647	1,322,562
	MEMBERSHIP FEE	165,019	90,400
	CONSULTANCY FEE & EXP		
	INTERNAL AUDIT FEE & EXP	20,719	13,466
	TAX AUDIT FEE & EXPENSES		
	AUDIT FEE FOR CERTIFICATION	228,633	86,726
	PAY ROLL AUDIT FEE	-	-
	<b>Total</b>	<b>3,553,018</b>	<b>1,513,154</b>
Note 19	<b>REPAIRS AND MAINTENANCE</b>		
	GENERATOR	1,625,175	1,740,307
	BUILDINGS	4,563,158	3,872,271
	LAB EQUIP./COMPUTER EQUIPMENT	1,813,776	1,003,103
	HOUSE KEEPING	4,211,250	3,675,516
	ELECTRICAL EQUIP.	1,773,090	761,867
	OFFICE EQUIP	218,740	571,322
	VEHICLES Own	4,085,303	4,669,782
	VEHICLES Others		
	FURNITURE & FIXTURES	319,617	224,802
	REPAIRS & MAINTENANCE - AMC	1,389,619	1,299,445
	WATER CHARGES	1,889,244	
	HORTICULTURE, LANDSCAPING & GARDENING	2,807,695	2,596,881
	<b>Total</b>	<b>24,696,667</b>	<b>20,415,295</b>

	Particulars	Amount	
		March 31,2017	March 31,2016
Note 19	Hospital Maintenance		
	Hospital Maintenance-Laundry		
	Total	-	-
Note 19	<b>RATES &amp; TAXES</b>		
	RATES & TAXES	39,644	8,789
	PROFESSIONAL TAX	1,750	1,750
	LICENCE & FEES	439,106	618,889
	Total	480,500	629,428
Note 19	Advertisement charges		
	Advertisement charges	2,525,642	1,618,629
	Total	2,525,642	1,618,629
Note 19	<b>Printing &amp; Stationery</b>		
	Printing & Stationery	988,178	1,115,510
	Total	988,178	1,115,510
Note 19	<b>Security Charges</b>		
	Security Charges	4,872,704	4,235,877
	Total	4,872,704	4,235,877
Note 19	<b>Training &amp; Placement Expenses</b>		
	Training & Placement Expenses	4,214,591	1,494,402
	Total	4,214,591	1,494,402
Note 19	<b>Electrical Charges</b>		
	Electrical Charges	9,352,991	7,827,320
	Total	9,352,991	7,827,320
Note 19	<b>Hostel Maintenance</b>		
	Hostel Maintenance		
	Total	-	-
	<b>COMMUNITY SERVICES &amp; DONATIONS</b>		
	<b>EDUCATION:-</b>		
	EDUCATION SCHOLORSHIPS		
	Total	-	-
Note 19	<b>HEALTH CARE &amp; SANITATION</b>		
	MEDICAL AID & MISC. DONATIONS		
	Total	-	-
Note 19	<b>EMPOWERMENT</b>		
	MEDARA STREET DEV. PROGRAMME		
	Total	-	-
	<b>OTHER DONATIONS&amp;COMMUNITY DEVELOPMENT PROGRAMME</b>		
Nc	DONATIONS & CHARITIES - OTHERS	6,552,250	6,826,240
	Total	6,552,250	6,826,240
	Grand Total	6,552,250	6,826,240
Note 19	<b>Loss on Sale of Quoted Shares</b>		
	Loss on Sale of Quoted Shares		
	Total	-	-



*[Signature]*  
**Dr. CLVRSV. Prasad**  
**PRINCIPAL**  
 GMR Institute of Technology  
 GMR Nagar Rajam 532127

